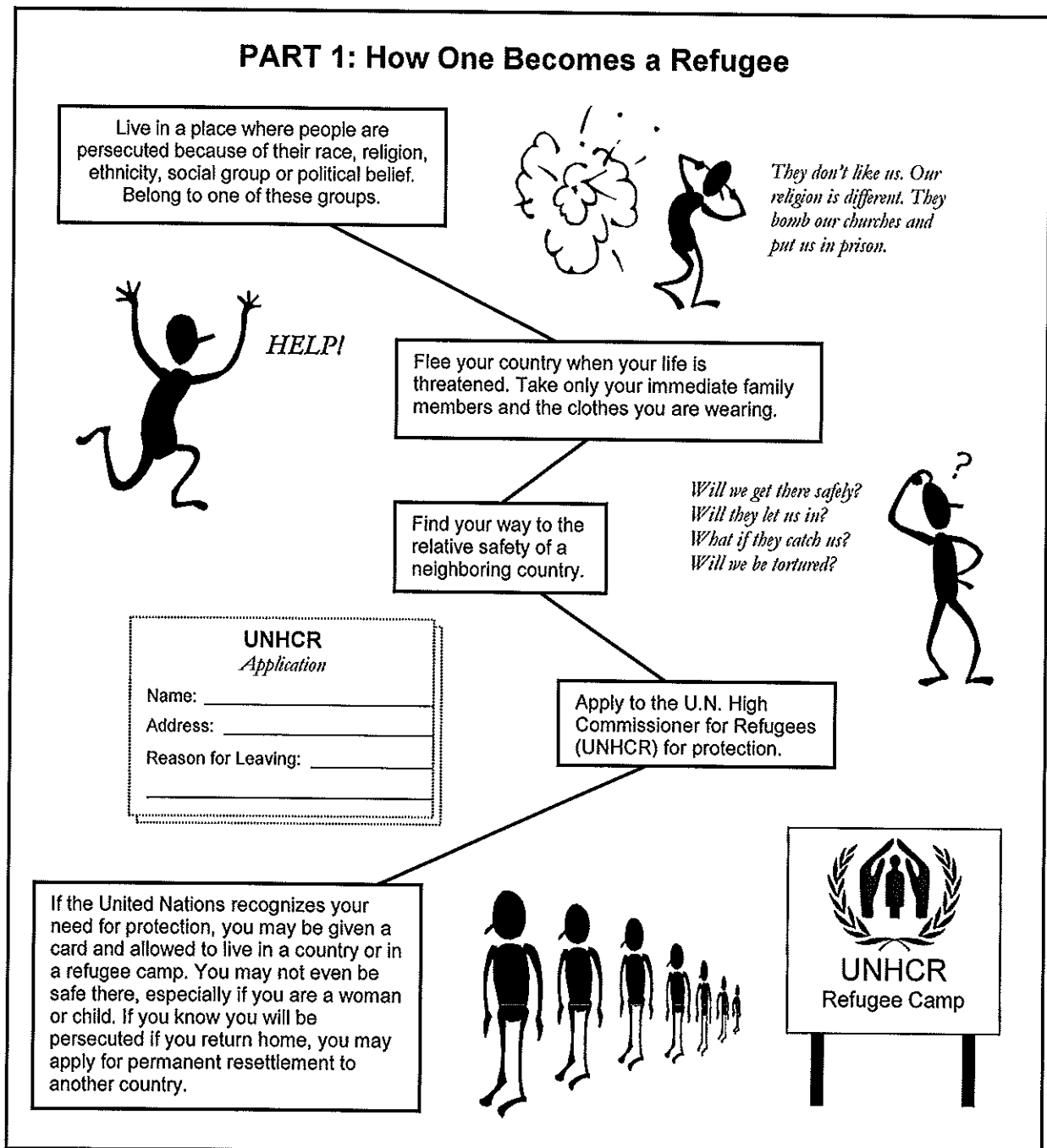


## 1:2 The Refugee's Road: From Home to the United States

On the following three pages we have reproduced a simple handout that illustrates how people become refugees and how refugees are admitted to the United States for resettlement. Many thanks to Maurine Huang of Sacramento Refugee Ministry for developing and sharing the concept of this handout.



## PART 2a: How a Refugee Is Admitted to the United States

Ask UNHCR to refer you to the nearest Processing Post which can be a Joint Voluntary Agency (JVA) or a United States Embassy.

*Where is the Embassy?  
 Where is the JVA?  
 Will they let me in?  
 I'm scared!*



*I've been here six months.  
 There is nothing to do. They  
 don't give us enough food and  
 it tastes awful. We don't get  
 medical care.*




Assemble  
 necessary  
 documents

**WAIT**

Assemble  
 more  
 documents

**WAIT AGAIN**

*This is really getting to  
 be tedious. I have been  
 here two years. My kids  
 haven't been in school for  
 all that time.*



*I'm so scared!!! What if  
 they say NO? Where  
 will we go? What will  
 become of us?*



Interview with the U.S. government  
 official. Convince that person that you  
 should have refugee status.

If the answer is *no*, you  
 have other options:

- Return home.
- Stay where you are.
- Try another country.



*We can't go home. They  
 will kill us! And there is no  
 life for us in this country.*



### PART 2b: How a Refugee Is Admitted to the United States

If the answer is *yes*, your application becomes a "case" and is assigned to a national voluntary agency such as LIRS.

The agency will find a sponsor. If you have relatives you become an *anchor case* and the agency and your relative will help you. If not, you are a *free case*, and a church, a civic group or a local affiliate will be your co-sponsor.

*HOORAY!!*



The co-sponsor promises to do certain things to help you once you come to the United States.

*Again? I have spent half of my life waiting!*

**YOU WAIT**




Finally, the time comes for you to travel to the United States.



*Am I really here?  
I'm so excited!*

*Now let's see...who can help with housing? How about clothing, food...?*



#### What a Co-Sponsor Does

- Meet new family at airport.
- Provide safe, sanitary, furnished housing.
- Provide food or food allowance.
- Provide any necessary clothing.
- Apply for Social Security cards within seven working days.
- Enroll children in public school within first 30 days.
- Help adults learn English.
- Help employable adults become job ready and find employment.
- Maintain contact with LIRS.

Many thanks to Maurine Huang of Sacramento Refugee Ministry for developing and sharing the concept of this chart.